

Supplementary Reading Material

General Knowledge

3

Based on National Curriculum 2022-23



National Book Foundation
as
Federal Textbook Board, Islamabad

National Book Foundation

Supplementary Reading Material

General Knowledge

Grade 3

Author

Tahir Mehmood

Assistant Professor Federal
College of Education
H-9, Islamabad

Based on

National Curriculum

2022-23



National Book Foundation

as

Federal Textbook Board, Islamabad



© 2024 National Book Foundation as Federal Textbook Board, Islamabad
All rights reserved. This volume may not be reproduced in whole
or in part in any form (abridged, photo copy, electronic etc.)
without prior written permission from NCC/NBF

General Knowledge
for Grade 3

Based on National Curriculum 2022-23



Author

Tahir Mehmood

Management

National Book Foundation

First Edition - First Impression: January, 2024 | **Pages:** 122 | **Quantity:** 24000

Price: PKR 260/-

Code: STE-675, **ISBN:** 976-969-37-1506-4

Printer: Famous Printers, Lahore

Note: All the pictures, paintings and sketches used in this book are only
for educational and promotional purpose in public interest.

for information about other publications of National Book Foundation,
visit our Web Site: www.nbf.org.pk or Phone: 051-9261125
or E-mail: books@nbf.org.pk

to share feedback or correction, please send us an email to nbftextbooks@gmail.com



Table of Contents

Ch No.	Chapter Name	Page No.
1	Changing World	05
2	Safety	13
3	Working out Disagreements	17
4	The Role of Government and Citizens	21
5	Quaid e Azam Muhammad Ali Jinnah	25
6	Mohtarma Fatima Jinnah	29
7	Allam Muhammad Iqbal	35
8	Resources and their Types	42





Ch No.	Chapter Name	Page No.
9	Food	56
10	Diseases and their Control	63
11	Habitat	68
12	Changes in Living Things	76
13	Energy and its Sources	84
14	Matter	90
15	Electricity	96
16	The Sun	102
17	Conservation of Natural Resources	106





Changing World



Student Learning Outcomes

After studying this unit, you will be able to:

- Recognize that present time is different from the past in terms of living style, food, communication, clothes etc.
- Identify how schools, communities, and transportation have changed over time (from the given pictures).
- Sequence events in a narrative in chronological order.

If we examine the available information about ancient times, it is clear that lifestyle, clothing, food, transportation and communication methods of the people of that period were entirely different from those of the present day. They lived in caves. Trees, plants, fruits and uncooked meat were their food. Their tools were made of animal bones and stones.



Think about for a moment!

Why did the people of stone age eat uncooked meat?



Over time man learned to make fire and cook food. He started to cultivate crops and rear animals for his dietary needs. The invention of the wheel and the discovery of metals paved the way for human development. As a result of the continuous efforts of man, life has now become much easier and safer than it used to be in the past.



Let's compare the past with today through pictures

Ancient

Modern

Educational Institutions



Residence







Ancient

Modern

Means of Transportation





Collect pictures of means of communication used in ancient times and paste in your notebook.



Time To Think!

If iron had not been discovered, how would human life have been?

Chronological order from ancient to modern times



Visit a nearby museum or historical site and observe the changes that have occurred over time. Write down your findings in the form of an essay.



Key Points

- The world today is different from the past.
- In olden times people lived a difficult life due to lack of facilities.
- The invention of the wheel and discovery of metals played a very important role in human development.
- The development of modern era is the result of continuous human effort.
- In the modern era human life has become much easier and more comfortable as compared to the past.

Exercise

Question No.1 Choose the correct option.

- i The best source of information about olden times is:
a) museum b) marketplace c) zoo
- ii In ancient times people lived in:
a) caves b) paved houses c) wooden houses
- iii An important invention of olden times was:
a) train b) computer c) wheel
- iv Life in olden times was:
a) comfortable b) safe c) hard

Q.No.2 Write T in front of true statement and F in front of false statement.

- i Current development is the result of continuous human development.
- ii The cart is a modern means of transportation.
- iii There is no difference between the houses of modern and ancient era.
- iv Mankind does not need any further development.
- v In olden times man used to make stone weapons for his safety, and hunting animals.

	T	F
i	<input type="checkbox"/>	<input type="checkbox"/>
ii	<input type="checkbox"/>	<input type="checkbox"/>
iii	<input type="checkbox"/>	<input type="checkbox"/>
iv	<input type="checkbox"/>	<input type="checkbox"/>
v	<input type="checkbox"/>	<input type="checkbox"/>



Q.No.3 Answer the following questions.

- i What things played an important role in human development?
- ii What kind of tools were used by people in ancient times?
- iii Why did man start cultivating crops?
- iv What are the benefits of modern means of transportation?
- v Have the modern means of transportation created some problems?

Practical Work

Collect pictures of ancient and modern means of transportation and organize an exhibition in the classroom. Write a brief description with the collected pictures.



Note for Teachers

What changes may occur in human life as a result of future scientific developments? How should we, as a nation, prepare ourselves for these changes? Conduct a dialogue among the children on this topic.



Unit 2

Safety



Student Learning Outcomes

After studying this unit, you will be able to:

- Recognise the need for personal safety.
- Explain the risk and danger associated with the use of electric appliances, sharp objects, fire, strangers, water bodies and animals.
- Practice safety measures while using electrical appliances.
- Identify some natural disasters and ways to stay safe.
- Express feelings of discomfort, confusion, fear, and danger to their parents/ teachers/ guardians to stay safe from any unexpected situation.

Our life depends on natural resources and goods produced from them. Tools, machines, and energy resources such as electricity, gas etc., have become a part of our daily lives. It is very difficult to live without them. It is also important to understand that while these tools make our life easier and comfortable, they can also pose some risks and problems for us. Therefore, it is important to take care of our own safety and that of others.





Below are the names of some of daily use items. Think about the dangers they can bring to us.

S.No.	Tools	Potential risks
i	Appliances powered by electricity such as refrigerator, iron, and computer	
ii	Appliances powered by gas such as stove, heater, geyser	
iii	Sharp edged tools like scissors, knives etc.	
iv	Pointed objects like needle, pencil etc.	

Water is a great blessing of nature and symbol of life. We get countless benefits from water resources on earth however there are some risks also associated with these water resources:



Can you tell what dangers the following water reservoirs can cause?

Water reservoirs	Potential dangers
Dam	
River	
Sea	
Well	



There are many animals around us. Some of them are domestic animals while others are wild. Animals serve us in many ways but some of them can also harm us.



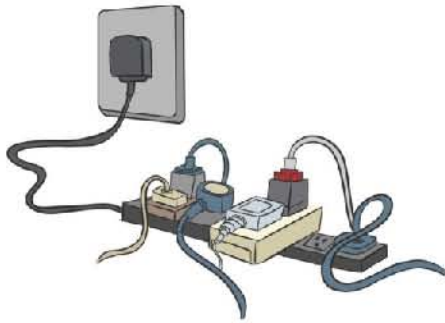
How can domestic animal harm us?

•
•
•
•
•

Indoor Safety Measures


While using household items, it is important to keep the following points in mind.

- i Before using the tools learn how to use them.
- ii Do not touch electrical appliances with wet hands or while standing on a wet surface.
- iii Turn off the switch when plugging or unplugging.
- iv Never insert your finger or metal object into a socket or a moving machine.
- v In case of emergency call Rescue Services.
- vi Keep closed the outer door. Open it only when needed.
- vii Never use appliances that have any fault.



Know this as well!

To protect yourself and others, it is important to take precautionary measure when using electric and gas appliances.



Write precautionary measures for the use of fire.

- i. _____
- ii. _____
- iii. _____

Outdoor safety

- Do not play on busy roads or streets.
- Cross the road carefully.
- Do not play near water, electricity lines and poles.
- Do not push anyone or try to mess with anyone.
- Follow traffic rules.



Do You Know?

Electricity can easily pass through our body. Electricity travels faster through water and 70 % of the human body consists of water.



Know this as well!

Electricity travels at a speed of 186,000 miles per second, so its effects can be felt immediately.



Natural Disasters

Disaster

Sometimes an incidence occurs in the world that destroys human lives, buildings, and resources on a large scale. Such incidence is called a natural disaster.

Disasters can occur due to human activities, negligence, and weaknesses, such as explosions, fire outbreaks, industrial accidents etc.

A disaster can also occur naturally in which no human intervention is involved. For example, earthquakes, floods, tsunamis, volcanoes, landslides, and hurricanes, etc.

Know this as well! Most of accidental deaths are caused by fire.



Activity

Given below are pictures that represent some natural disasters (volcano, hurricane, flood, landslide, earthquake, and tsunami). Write the names of the natural disaster below each picture.



Natural disasters cannot be prevented but their effects can be reduced. Natural disasters can happen anytime and anywhere. In case of natural calamities, consider the following.

- Follow the instructions of local authorities.
- Don't go out unnecessarily.
- Move to the safest part of your home /school.
- Take care of others.
- In a disaster every moment is precious so don't delay in making the right decisions.
- Don't lose heart and be brave.



Dear children! In addition to the risks listed above, you may also face other risks, so:

- Do not go out of the house alone.
- Stay away from strangers.
- Do not accept anything from a stranger.
- If you feel threatened, inform your parents or teachers immediately.
- If you are alone at the time of a danger, scream loudly and run to a safe place.
- Don't pay attention to a stranger.





Key Points

- Water reservoirs, animals and the tools and machines used in our daily life can be beneficial as well as dangerous to us.
- It is important to take precautionary measures to protect yourself and others when using tools and machines.
- Natural disasters cause massive destruction of human lives, organisms, and resources.
- Natural disasters include earthquakes, hurricanes, volcanoes, floods, etc.
- Natural disasters cannot be prevented but their effects can be reduced.
- In case of danger inform your parents or teachers immediately.

Exercise

Q.No.1 Complete the following sentences with suitable words.


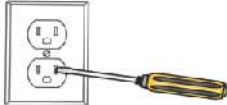
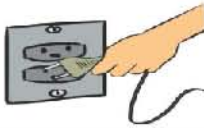


- In case of natural disaster move to the _____ part of your house.
- Humans cannot _____ natural disaster.
- _____ can also happen due to human negligence and error.
- To avoid dangers, use tools with _____.
- In accidents _____ others.

Q.No.2 What should we care for in case of a natural disaster? Write any three key points.

- _____
- _____
- _____



Look carefully at these pictures. What would you do if you were in this situation?

Project Work:

Divide the class into three groups to gather information about how to protect themselves and others during earthquakes, floods, and fire outbreaks. Each group will focus on one of these natural disasters and then educate their fellow students through role play.



Note for Teachers

- i. Make children practice the correct use of electric and gas-powered household appliances.
- ii. Show children videos about natural disasters and provide information on how to deal with their effects.
- iii. Invite a rescue team to the school and provide practical training to students to avoid accidents.



Working Out Disagreement

Student Learning Outcomes



After studying this unit, you will be able to:

- Recognise some "disagreements and conflicts" that occur at home, in school and in the local community.
- Identify feelings of people in different conflicting situations.
- Identify reasons for disagreements with friends and family members.
- Explore the ways in which people resolve disagreements at home and school.
- Apply discussion and problem-solving methods to work out disagreement





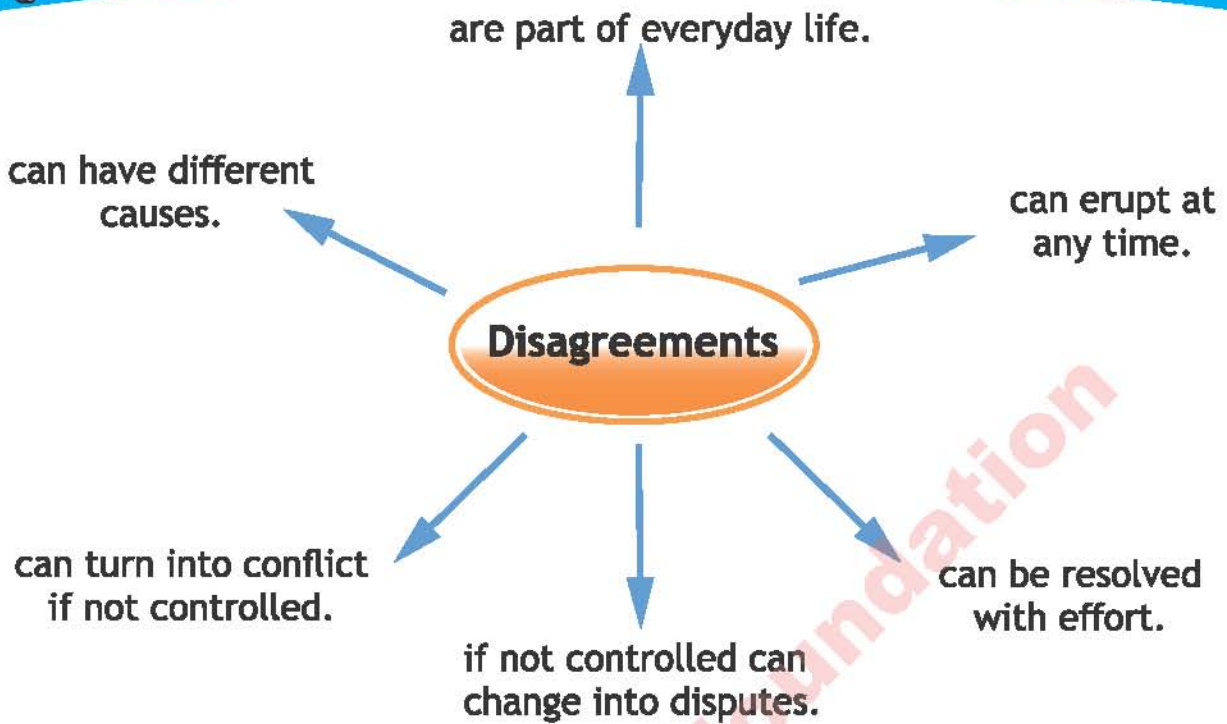
Common Disagreements

We often see at our home, school, and other places that people have different opinions on the same issue. They do not agree on one thing. This is called disagreement. Sometimes these differences escalate and turn into quarrels.



Dear children! disagreements are a part of our life. For example, at home, sometimes siblings have disagreement on use and ownership of things. Similarly, at school there is disagreement among students about the seats to sit on.





Understand disagreements between people at home, school and in neighborhood and describe what type of differences are these?

S.No.	Disagreements at home	Disagreements in school	Disagreements in neighborhood
i.			
ii.			
iii.			



Causes of Disagreement

There are many reasons for arising disagreements among people. Some of which include the following:

- Not listening to others carefully.
- Not respecting other people's opinions.
- Not performing one's duties properly.
- Not waiting for one's turn.
- Arising misunderstandings.
- Unfulfillment of desires.
- Having different likes and dislikes.



Activity

Draw shapes to show emotions such as anger, happiness, surprise, hate, etc.



Resolving Disagreements

Dear children! The most important thing is that we avoid disagreements, but disagreements are part of our daily life. So, we should resolve the disagreements. We can overcome disagreements by doing the following.





Activity

In addition to the above what should be done to overcome differences?

- i _____
- ii _____
- iii _____
- iv _____



Resolving Conflicts Through Discussion

Generally, disagreements arise when we do not listen to each other and try to justify our point of view. If we listen to each other carefully and consider it, disagreements can be eliminated.

Resolving Conflicts Through Problem Solving Method

- **Stop!** Keep calm and think that getting angry does not reduce disagreements but increases them.
- **Talk and listen.** We have different opinions about disagreements. Listen to what everyone says.
- **Think!** Think positively about how we can help each other.
- **Choose (Select) You have options.** If you are not satisfied, ask someone more experienced to solve the problem.

Stop → Talk → Listen → Think → Choose(Select)





While playing in the playground consider the disagreement that happened with any of your friends and provide the following information.

i What was disagreement?

ii What was the main reason for this disagreement?

iii How did disagreement end?

iv How did you feel when the disagreement was resolved?

Key Points

- When two or more people have different opinions or views on a particular issue, it is called disagreement.
- Having disagreement is a common thing.
- Misunderstanding and disrespecting others' opinions are major causes of disagreement.
- If disagreements are not controlled, they turn into conflicts.
- Our attitude plays an important role in overcoming disagreements.



Exercise

Q.No.1 Think and tell.

- i What will you do if two of your friends have a disagreement?

- ii What will you do if you find out that it is your mistake?

- iii What will you do if you and your friend have a disagreement and you cannot resolve it by yourself?

- iv If you have a disagreement with one of your friends and your friend is in the wrong, what will you do?

- v If there is a disagreement between two of your friends, whom will you support?

Q.No.2 Keeping in view your disagreements with others at home, school or anywhere else, mark (✓) in appropriate column.

- I am responsible for the disagreement.
- I control my anger.
- I try to blame others for the mistake.
- I listen to others.
- If it is my mistake, I accept it.
- If the mistake is on others part, I forgive them.
- I hate quarrelsome people.
- I try to resolve disagreement amicably.

Never	Seldom	Always



Q.No.3 Give short answers to the following questions.

- i What is the difference of opinion?
- ii Write any three reasons for disagreements.
- iii If you have a disagreement with someone at home, who can resolve it?
- iv How can we resolve disagreements?
- v What is the result if disagreements are not resolved?



Note for Teachers

- Explain to the students:
- it is normal to have disagreements in everyday life.
- how can the disagreement be overcome?
- if disagreements are not resolved, what will happen?

National Book Foundation

National Book Foundation

قومی ترانہ

پاک سر زمین شاد باد! کشورِ حسین شاد باد!
تو نشانِ عزمِ عالی شان ارضِ پاکستان
سرکزِ یقین شاد باد!

پاک سر زمین کا نظام قوتِ اخوتِ عوام
قوم، ملک، سلطنت پائندہ تابندہ باد!
شاد باد منزلِ مسراد!

پرچمِ بے تارہ و ہلال رہبرِ ترقی و کمال
ترجمانِ ماضی، شانِ حال جانِ استقبال
سایہ خدائے ذوالجلال!



نیشنل بک فاؤنڈیشن
پلور
وفاقی ٹیکسٹ بک بورڈ، اسلام آباد

